

Adding Health Maintenance Items

Documenting health maintenance items that have occurred in the past, such as mammograms and colonoscopies can be a bit tricky but are essential for compiling a complete chart. Below are the steps for entering these items.

1. After locating the patient (from Daily Schedule for an appointment or searching using the Magnifying Glass),

Add the appropriate health maintenance diagnosis code to the patient's problem list.



SUPERUSER, Wonderwoman 14-Feb-1990 (29 years) F Appointment: 19-Jun-2019

History Builder Orders

Active PMH PSH Fam Hx Social Hx Allergies Med Hx Immun Hx Chief Complaint

Active Problems Rec: 14Jun2019

Problems List:

- My Priority
- Health Maintenance/Risks
 - Health Maintenance
- Other Problems
 - Abnormal smell
 - Accident to powered aircraft at takeoff.
 - Anal warts
 - Bizarre personal appearance
 - History of complete eye exam
 - Missed menses
 - Thoracic outlet syndrome

Quicklist

	Quicklist	ICD-10
<input type="checkbox"/>	No active medical problems	
<input type="checkbox"/>	Cervical cancer screening	Z12.4
<input type="checkbox"/>	H/O colonoscopy	Z98.890
<input type="checkbox"/>	H/O mammogram	Z92.89
<input checked="" type="checkbox"/>	History of complete eye exam	Z92.89

- a) You should save the above items to your Quicklist: (Cervical Cancer Screening, H/O Colonoscopy, H/O mammogram, History of complete eye exam).
 - i. Search for the item in the search box.
 - ii. Right click on the item, check the box Quicklist box.
 - iii. And change the filter to My Favorites and the Q green to On.

Active PMH PSH Fam Hx Social Hx Allergies Med Hx Immun Hx Chief Complaint

My Favorites ON

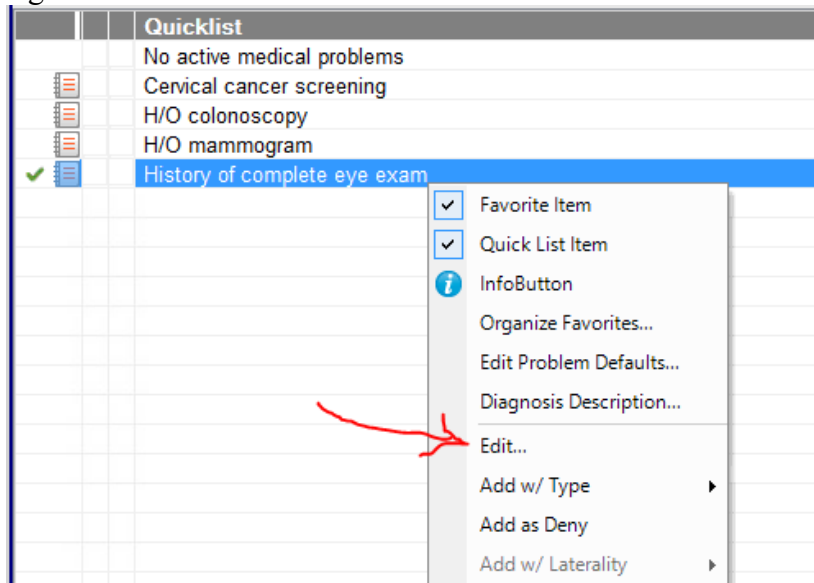
Quicklist

	Quicklist	ICD-10
<input type="checkbox"/>	No active medical problems	
<input checked="" type="checkbox"/>	Cervical cancer screening	Z12.4
<input checked="" type="checkbox"/>	H/O colonoscopy	Z98.890
<input checked="" type="checkbox"/>	H/O mammogram	Z92.89
<input checked="" type="checkbox"/>	History of complete eye exam	Z92.89

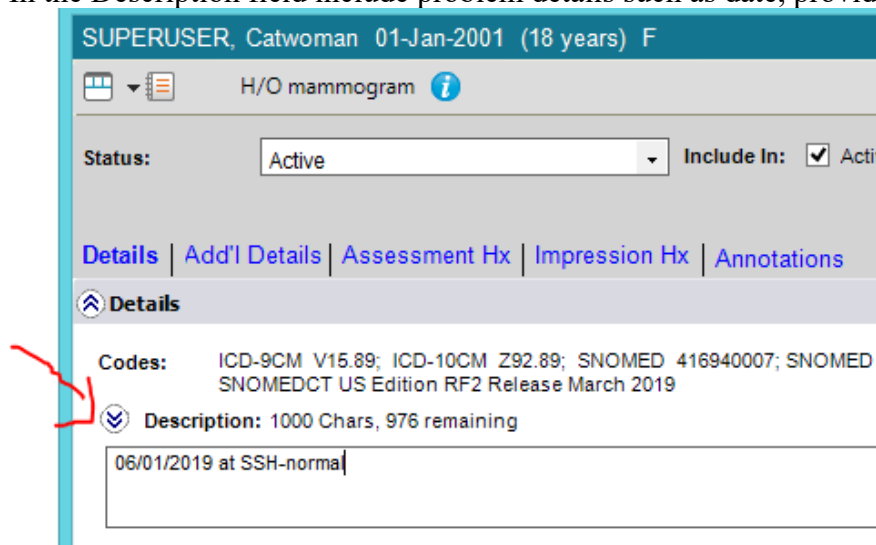
Context Menu for 'History of complete eye exam':

- Favorite Item
- Quick List Item
- InfoButton
- Organize Favorites...
- Edit Problem Defaults...
- Diagnosis Description...

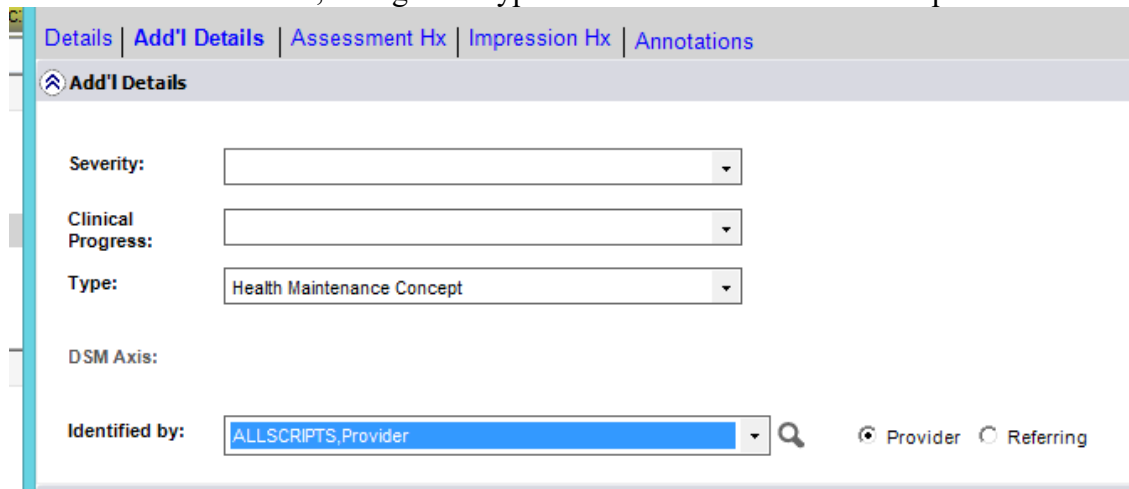
2. Right Click on the Problem and then choose Edit.















3. In the Description field include problem details such as date, provider, and any pertinent information.



4. In Add'l Details section, change the Type to Health Maintenance Concept. Click Ok.



5. As seen on Clinical Desktop

Worklist	Problem	Notes	Labs	Procedures/Pathology	Radiology	Ch
All	Type			Rec: 20Jun2019		
	Name		ICD-10	Managed By		
 	Encounter for Papanicolaou smear...		Z12.4			
 	Thoracic outlet syndrome		G54.0			
  	Type 1 diabetes mellitus with...		E10.641			
	Health Maintenance/Risks					
  	H/O mammogram		Z92.89			
	Description: 06/01/2019 at SSH-...					
	Health Maintenance					