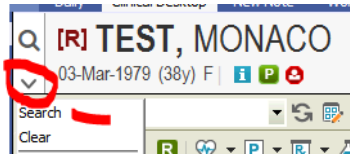


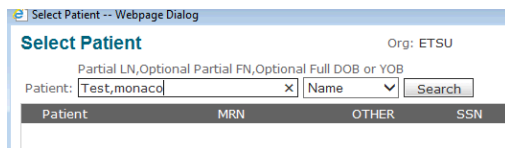
In-House Hemoglobin A1c Workflow


The following workflow must be followed when the office is completing an in-house hemoglobin A1c (not completed by the lab).

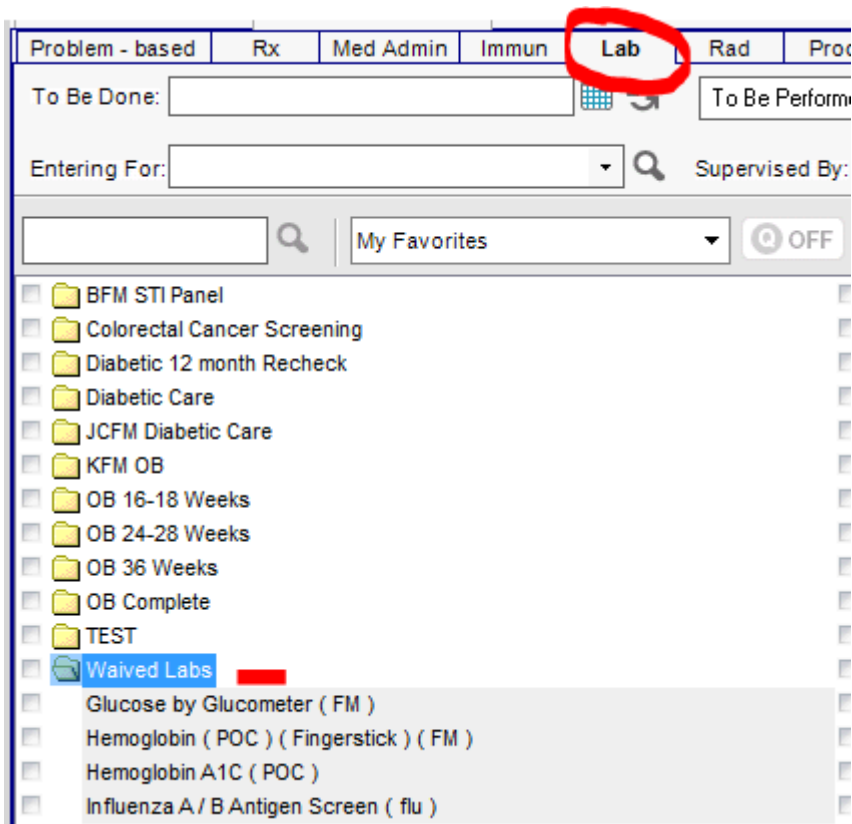
1. Pull patient up by clicking on the **dropdown** in the patient banner and clicking **Search**



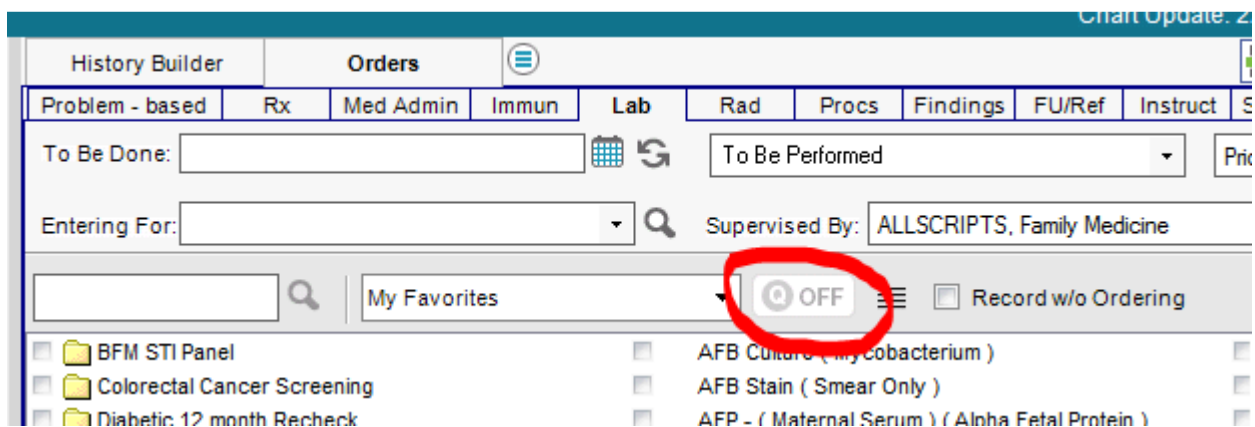
2. Type Last Name, First and hit enter. Match the DOB and double click on the patient.



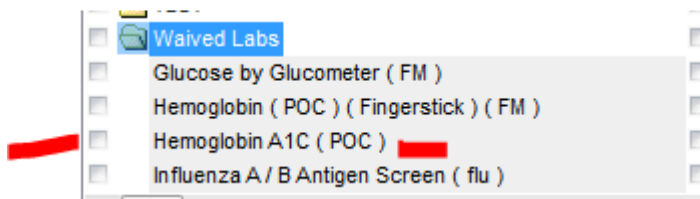
3. To order the correct hemoglobin A1c, go to the beaker icon  and under the **Lab** tab, click on the **Waived Labs** order group (DO NOT CLICK THE BOX AS THIS WILL ORDER EVERYTHING IN THAT FOLDER).



****If you are not seeing the order groups, click on the On/Off button and they will show up.**



4. Order the Hemoglobin A1C (POC) lab order.



5. This lab order defaults to **In Office** so the order will NOT go to the lab. Link the order to a diagnosis code and make sure the appropriate physician is listed in the Ordered By, Supervised By, and Managed By fields.

Hemoglobin A1C (POC)

For: [1] Insulin dependent type 2 diabetes mellitus

Status: Active

To Be Done: 22Jun2018

Order | Results | Goals Record w/o Ordering

Details | Add'l Details | Charging | Encounters | History | Annotations

Details

Perform : In Office

Record Routine Print Copy

Ordered By: ALLSCRIPTS, Provider

Supervised By: ALLSCRIPTS, Provider **Authorization:** Not Required

Managed By: ALLSCRIPTS, Provider

6. If you have the results of the A1C, click on the **Results** tab and enter the **Collected/Examined** field (if not autopopulated) and enter the result under **Hemoglobin A1C (POC)** and click **Save and Close ACI**.

Hemoglobin A1C (POC)

For: [1] Insulin dependent type 2 diabetes mellitus

Status: Active Details

To Be Done: 22Jun2018

Order **Results** Goals Record w/o Ordering

Results Details

Resulted: 22Jun2018 11:08AM Collected/Examined: 22Jun2018 11:13AM Now Verification Re

CC Results :

Ordered By: ALLSCRIPTS,Provider Route To:

Performing Location: In Office Performed By: Briggs, Monaco Accession #: Billing Provid

Comments From Performing Location:

Result Annotations

Results Item(s)

Component	Value
Clinic Comments	
	Goal: New
Hemoglobin A1C (POC)	7.4
	Goal: New

If you need to enter the results AFTER the order has been ordered, do the following.

- Go to the **Orders** tab and find the Hemoglobin A1C order that was placed by the doctor.

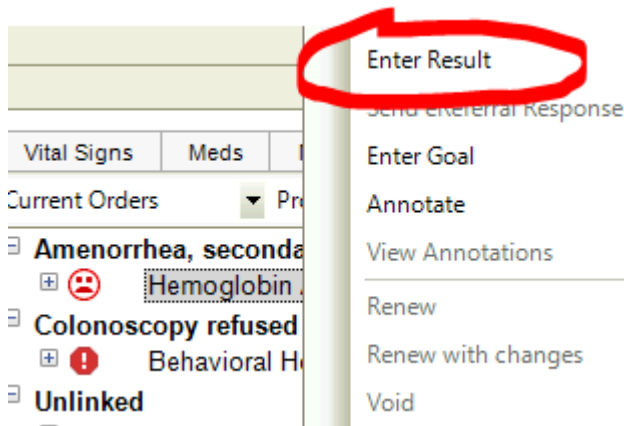
Vital Signs Meds Med Flowsheet **Orders** Allergies Immunizations Flowsheets HMP/Re

Current Orders Problem Alpha Refresh Check Menu

Amenorrhea, secondary

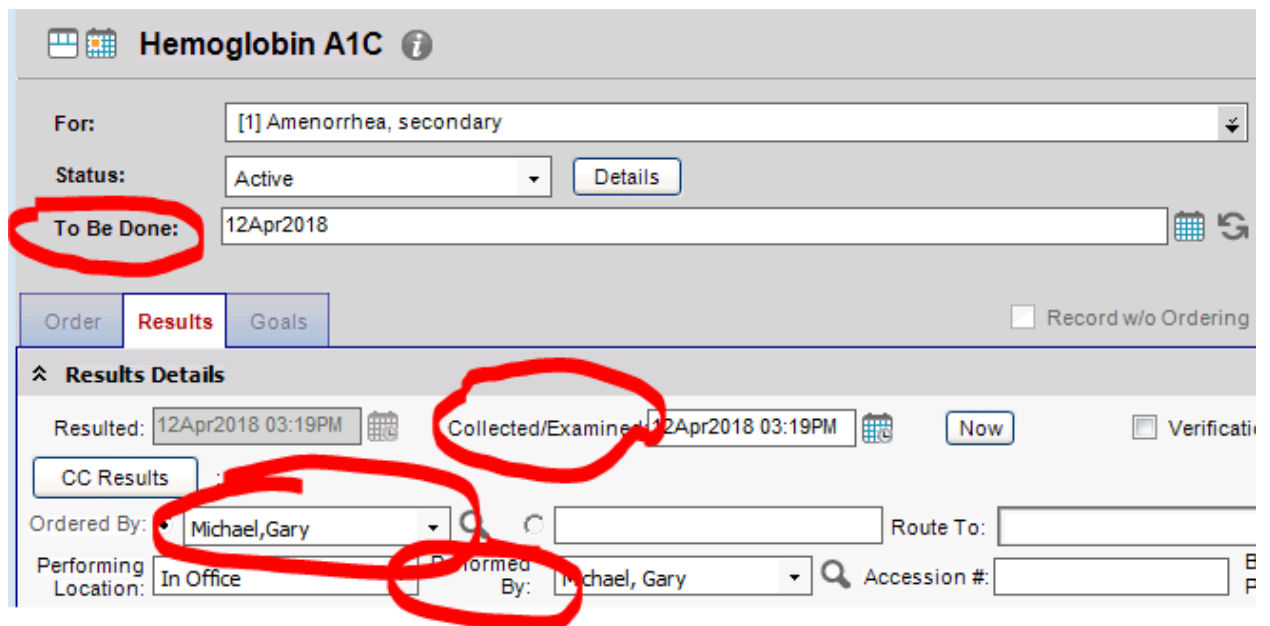
+ ⊖ Hemoglobin A1C; Status:Active; Requested for: 12Apr2018;

8. Right click on the order and choose enter result



9. Ensure that the **To Be Done** and **Collected/Examined** date is correct.

10. Ensure that the **Ordered by** and **Performed by** is the ordering doctor's name.



11. Enter the Hemoglobin A1C level and click OK

Results Details

Resulted: 12Apr2018 03:19PM Collected/Examined: 12Apr2018 03:19PM Verification Required

CC Results:

Ordered By: Michael, Gary Route To:

Performing Location: In Office Performed By: Michael, Gary Accession #: Billing Provider: Billing Location:

Comments From Performing Location:

Result Annotations

Results Item(s)

Component	Value	Units	Flag	Ref Range	Stage
Estimated Average Glucose (C)					Final
Hemoglobin A1C	7.4				Final
Hemoglobin A1C					Final
Estimated Average Glucose					Final
Hemoglobin A1C					Final
Hemoglobin A1C-Group test					Final
HEMOGLOBIN A1C					Final
HEMOGLOBIN A1C					Final
Hemoglobin A1C					Final

Result Documents

6/26/2018