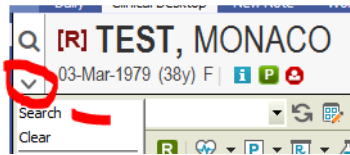
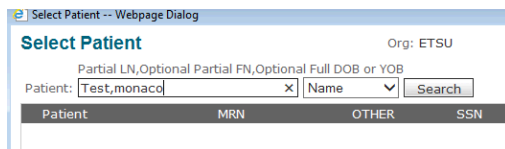


## Entering HgA1c as Structured Data

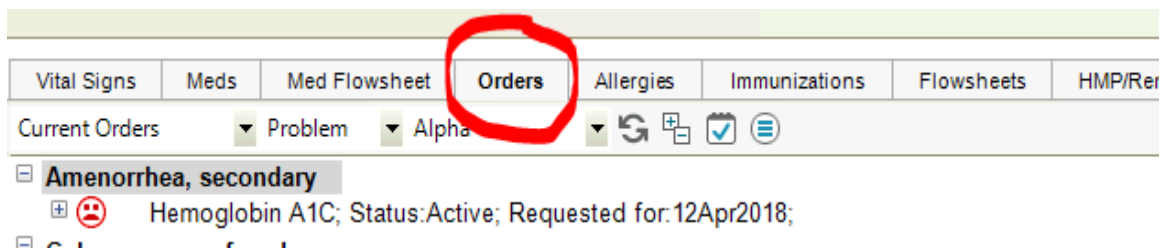
1. Pull patient up by clicking on the **dropdown** in the patient banner and clicking **Search**



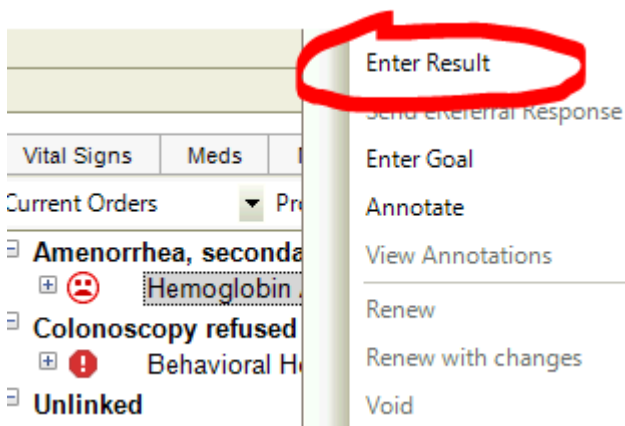
2. Type Last Name, First and hit enter. Match the DOB and double click on the patient.



3. Go to the **Orders** tab and find the Hemoglobin A1C order that was placed by the doctor.



4. Right click on the order and choose enter result



5. Ensure that the **To Be Done and Collected/Examined** date is correct.

6. Ensure that the **Ordered by** and **Performed by** is the ordering doctor's name.

**Hemoglobin A1C** ⓘ

For: [1] Amenorrhoea, secondary

Status: Active

**To Be Done:** 12Apr2018

Order Results Goals  Record w/o Ordering

**Results Details**

Resulted: 12Apr2018 03:19PM  Collected/Examined: 12Apr2018 03:19PM   Verification

Ordered By: Michael, Gary Route To:

Performing Location: In Office Performed By: Michael, Gary Accession #:

7. Enter the Hemoglobin A1C level and click OK

**Results Details**

Resulted: 12Apr2018 03:19PM   Verification Required

Ordered By: Michael, Gary Route To:

Performing Location: In Office Performed By: Michael, Gary Accession #:

Comments:

**Result Annotations**

Component	Value	Units	Flag	Ref Range	Stage
Estimated Average Glucose (C)					Final
Hemoglobin A1C	7.4				Final
Hemoglobin A1C					Final
Estimated Average Glucose					Final
Hemoglobin A1C					Final
Hemoglobin A1C-Group test					Final
HEMOGLOBIN A1C					Final
HEMOGLOBIN A1C					Final
Hemoglobin A1C					Final