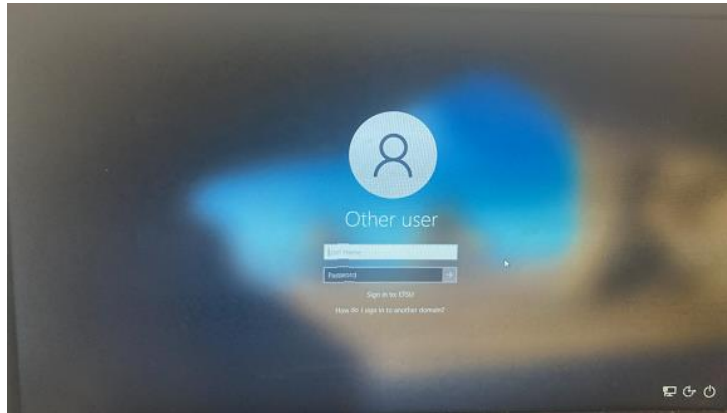


What Log In Screen Is This?

#1- Log into computer using ETSU Network log in

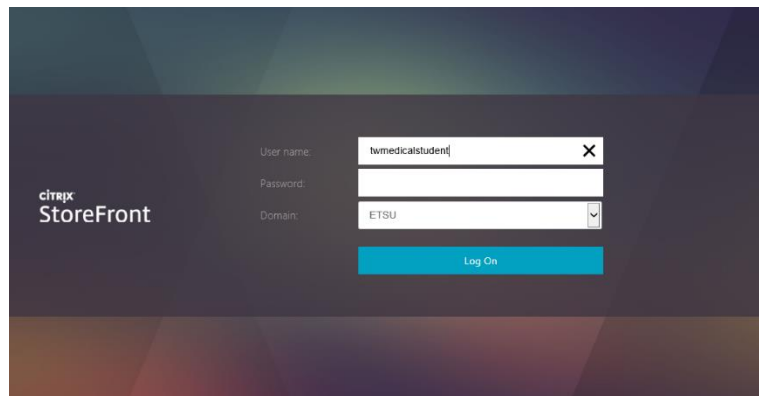
(ETSU username and password – same as email)



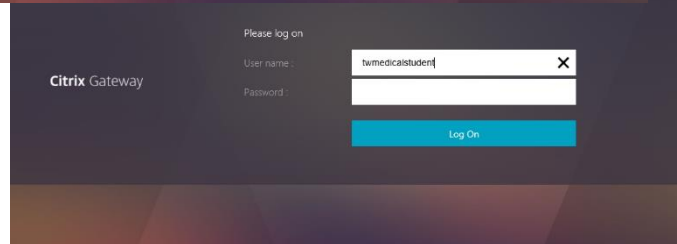
#2 Citrix (from clinic computer)

ETSU username and password

Remember Citrix must be downloaded first!



OR #2 Citrix (outside the network or personal computer) using <https://mea.allscriptscloud.com>



#3 Click on the green globe- Touchworks EHR Live



Touchworks EHR Live

Details

East Tennessee State University

#4 ETSU page-

Username is full ETSU email with @etsu.edu and email password

Sign in

twmedicalstudent@etsu.edu

Password

Sign in